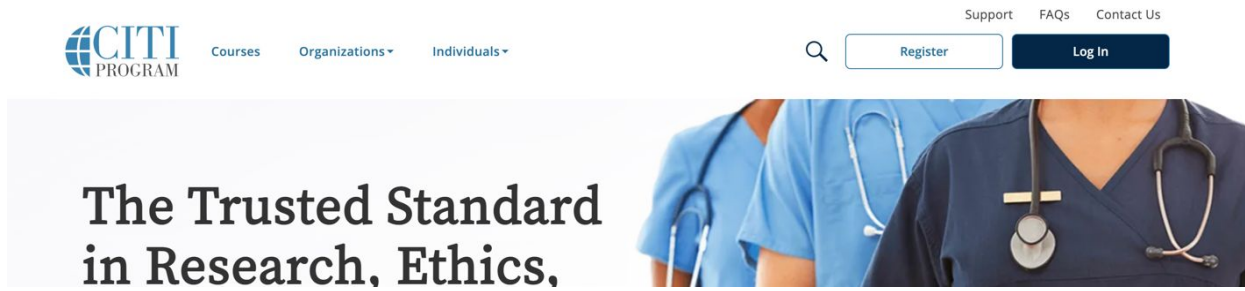


Use this link to start:

<https://www.citiprogram.org/>

Select “Log In” from the upper right corner



Select “Log In Through My Organization”



LOG IN

LOG IN THROUGH MY ORGANIZATION

REGISTER

Organizations listed here use "Single Sign On" (SSO) for CITI Program access.

SSO requires a username and password issued by the organization.

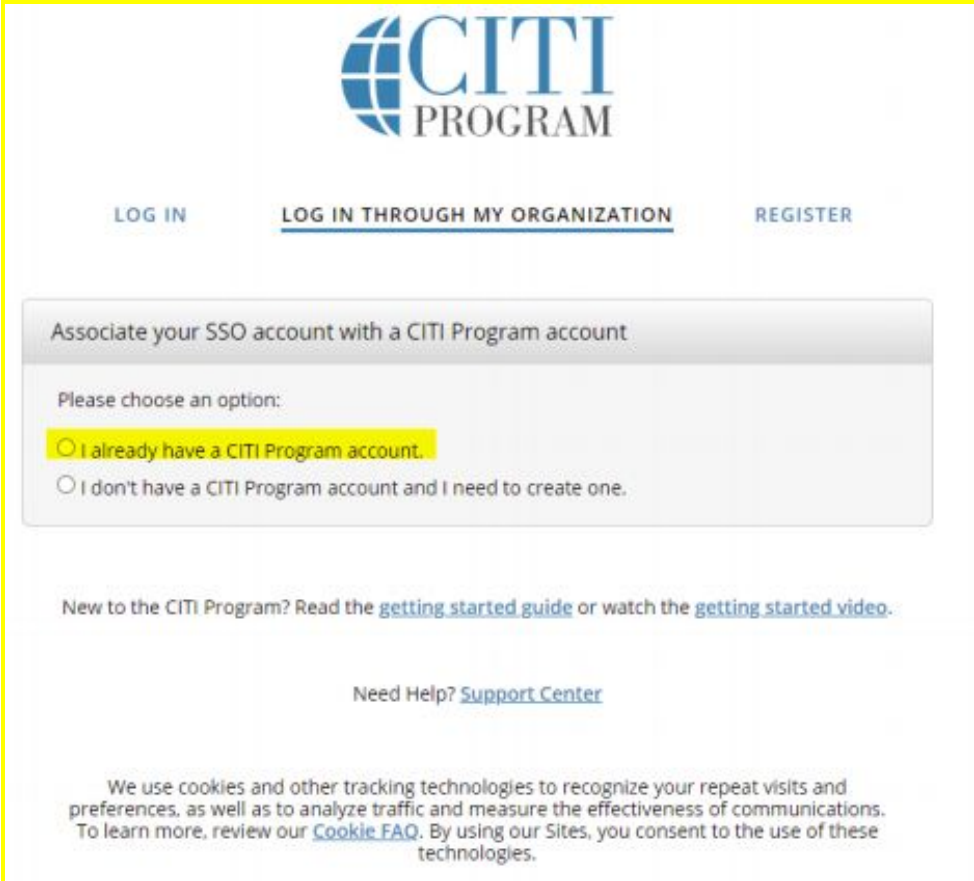
Click on the organization name for SSO login instructions.

If your organization is not listed here, it does not use Single Sign On. Click on the "Log In" tab (if you already have a CITI Program account) or the "Register" tab (if you are new to CITI Program and creating an account for the first time).

Select Colorado State University from the list:

- [California State University, Chico](#)
- [California State University, Monterey Bay](#)
- [California State University, Sacramento](#)
- [California State University, San Bernardino](#)
- [Carnegie Mellon University](#)
- [Centers for Disease Control and Prevention](#)
- [Central Michigan University](#)
- [Central Washington University](#)
- [CITI Program](#)
- [Claremont Graduate University](#)
- [Colgate University](#)
- [Colorado School of Mines](#)
- [Colorado State University](#)

After you log in with your CSU eID, associate with an existing account OR create a new one using the appropriate radio button



The screenshot shows the CITI Program login interface. At the top is the CITI PROGRAM logo. Below it are three navigation options: LOG IN, LOG IN THROUGH MY ORGANIZATION (which is underlined and selected), and REGISTER. A grey box contains the heading "Associate your SSO account with a CITI Program account" and the instruction "Please choose an option:". There are two radio button options: "I already have a CITI Program account." (which is selected and highlighted in yellow) and "I don't have a CITI Program account and I need to create one." Below this box, there is a link for new users: "New to the CITI Program? Read the [getting started guide](#) or watch the [getting started video](#)." At the bottom of the box, there is a link: "Need Help? [Support Center](#)". At the very bottom of the page, there is a cookie notice: "We use cookies and other tracking technologies to recognize your repeat visits and preferences, as well as to analyze traffic and measure the effectiveness of communications. To learn more, review our [Cookie FAQ](#). By using our Sites, you consent to the use of these technologies."

If you have a previous account, it will now be associated with your SSO CSU eID. Once completed, you are able to use your CSU eID to log in at any time:

Associate your SSO account with a CITI Program account

Please choose an option:

- I already have a CITI Program account.
- I don't have a CITI Program account and I need to create one.

Link to an existing CITI Program account

To link your existing CITI Program account to your SSO account, please log in to your CITI Program account.

* indicates a required field.

CITI Program Username *

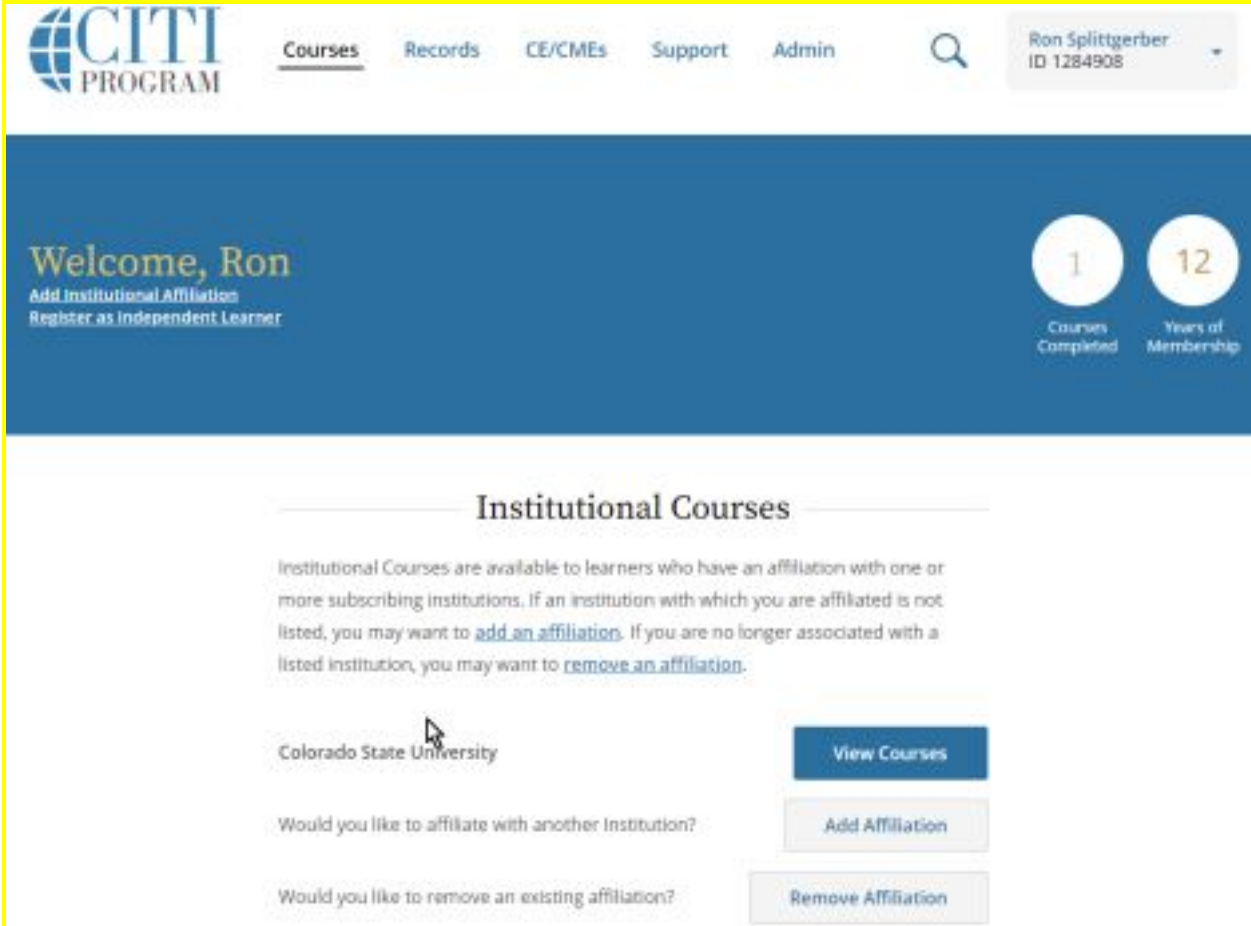
ronsplittgerber

CITI Program Password *

Log In

[Did you forget your CITI Program account username or password?](#)

Your CITI account and profile are now available. You can now add or delete other affiliations with your profile



The screenshot displays the CITI PROGRAM user interface. At the top left is the CITI PROGRAM logo. The navigation menu includes 'Courses', 'Records', 'CE/CMEs', 'Support', and 'Admin'. A search icon and a user profile dropdown for 'Ron Splittgerber ID 1284908' are on the right. A blue banner contains a welcome message for 'Ron' with links to 'Add Institutional Affiliation' and 'Register as Independent Learner'. On the right of the banner, two circular statistics show '1 Courses Completed' and '12 Years of Membership'. Below the banner, the 'Institutional Courses' section explains that courses are available to learners with institutional affiliations and provides links to 'add an affiliation' or 'remove an affiliation'. A table lists 'Colorado State University' with a 'View Courses' button. Below the table are three questions with corresponding buttons: 'Would you like to affiliate with another Institution?' with an 'Add Affiliation' button, and 'Would you like to remove an existing affiliation?' with a 'Remove Affiliation' button.

CITI PROGRAM

[Courses](#) [Records](#) [CE/CMEs](#) [Support](#) [Admin](#) Ron Splittgerber ID 1284908

Welcome, Ron
Add Institutional Affiliation
Register as Independent Learner

1 Courses Completed | 12 Years of Membership

Institutional Courses

Institutional Courses are available to learners who have an affiliation with one or more subscribing institutions. If an institution with which you are affiliated is not listed, you may want to [add an affiliation](#). If you are no longer associated with a listed institution, you may want to [remove an affiliation](#).

Colorado State University	View Courses
---------------------------	------------------------------

Would you like to affiliate with another Institution? [Add Affiliation](#)

Would you like to remove an existing affiliation? [Remove Affiliation](#)